

SMSA Shipping for Magento 2 - Userguide

by CedCommerce Products Documentation

1. Overview	3
2. Admin Configuration	3
3. SMSA Shipping on Cart Page	5
4. SMSA Shipping on Checkout	6
5. Manage Shipment Page	7

1. Overview

SMSA Shipping for Magento 2 by CedCommerce allows domestic shipping facilities only for Saudi Arabia. With the help of this module, admin can set his own rates & allow SMSA shipping for his customers. It automatically calculates the shipping costs based on the weight of the products. This unique shipping method is designed to calculate the exact shipping costs based on the weight of the products added to the cart. Using this shipping method, you can set price for the first 15 Kg of weight and also the price of each additional Kg.

2. Admin Configuration

Admin can enable the SMSA shipping method by going to the **Stores > Configuration > Sales > Shipping Method** section. Here you will see the “SMSA Shipping” group and from there you can set the “**Enabled**” field to “**yes**”. Now SMSA shipping will be available and the customer will see its rates on the frontend.

Smsa Shipping

Enabled <small>[store view]</small>	Yes
Title <small>[store view]</small>	Smsa Shipping
Method Name <small>[store view]</small>	SMSA Shipping
Price for first 15 Kg <small>[store view]</small>	5
Price for additional 01 Kg <small>[store view]</small>	2
P.O.Box <small>[store view]</small>	
Pass Key <small>[store view]</small>	
Tracking url <small>[store view]</small>	http://www.smsaexpress.com/Track.aspx?tracknumbers
	SMSA Tracking Url
Sort Order <small>[store view]</small>	1

- **Enable:** From here, the admin can enable/disable the SMSA shipping method for his products.
- **Price for first 15 Kg:** Here the admin can enter the price for the first 15 Kg of weight.
- **Price for an additional 1 Kg:** Here the admin can set the price for an additional 1 kilogram of weight.
- **P.O. Box:** Here the admin can set his/her P.O. Box number.
- **Pass Key:** Here admin can set his sandbox or live SMSA account pass-key.
- **Tracking URL:** The tracking URL is used for tracking the shipment.
- **Sort Order:** Here the admin can set the order or priority of his methods. Admin methods will be displayed according to this sort order.

- **Show method if not applicable:** This will show an error message to the customer if the shipping method is not applicable to their address.
- **Displayed error message:** Here, you can type the error message that you want to display on the frontend to the customer if the shipping method is not applicable to their address. Please check the screenshot below.

Country *
United Arab Emirates

Phone Number *
[Redacted] ?

Shipping Methods

<input type="radio"/>	\$5.00	Fixed	Flat Rate
-----------------------	--------	-------	-----------

<input type="radio"/>	\$0.00	Smsa Shipping	
-----------------------	--------	---------------	--

✘ This shipping method is currently unavailable. If you would like to ship using this shipping method, please contact us.

- **Ship to Applicable Countries:** Select whether you want to allow shipment to all the countries or to specific countries.
- **Ship to Specific Countries:** Select the countries where you want to allow the SMSA shipping method.

Show Method if Not Applicable [store view] Yes

Displayed Error Message [store view]
 This shipping method is currently unavailable. If you would like to ship using this shipping method, please contact us.

Ship to Applicable Countries [website] Specific Countries


Ship to Specific Countries [website]

- Saint Martin
- Saint Pierre and Miquelon
- Saint Vincent and the Grenadines
- Samoa
- San Marino
- São Tomé and Príncipe
- Saudi Arabia**
- Senegal
- Serbia
- Seychelles
- Sierra Leone

3. SMSA Shipping on Cart Page

Customers will see SMSA shipping rates calculated according to the rates set by admin and weight, on the cart page. In the attached snapshot you can see that there is a product in the cart. Here you will see that the admin has enabled SMSA shipping for his products and the country is also selected the same which is allowed by admin, so the customers will be able to see SMSA shipping rates for the products.

Shopping Cart

Item	Price	Qty	Subtotal
 <p>Radiant Tee Size: XS Color: Blue</p>	\$22.00	1	\$22.00

[Apply Discount Code](#) ▼

[Update Shopping Cart](#)

More Choices:

Summary

Estimate Shipping and Tax ^

Enter your destination to get a shipping estimate.

Country
Saudi Arabia ▼

State/Province
Istanbul

Zip/Postal Code

Flat Rate

Fixed \$5.00

Smsa Shipping \$5.00

4. SMSA Shipping on Checkout

When customers will proceed to checkout and SMSA Shipping is enabled from the admin panel then the customer will see SMSA Shipping rates on the checkout page and will be able to select SMSA Shipping as the shipment method for his order.

Shipping Address

Email Address *
 ?
 You can create an account after checkout.

First Name *

Last Name *

Company

Street Address *

City *

State/Province

Zip/Postal Code *

Country *

Phone Number *
 ?

Order Summary

1 Item in Cart ^

Radiant Tee

Qty: 1

\$22.00

[View Details](#) v

Shipping Methods

\$5.00 Fixed Flat Rate

\$5.00 SMSA Shipping Smsa Shipping

Next

5. Manage Shipment Page

When the order gets placed, then the admin can ship the product and generate the invoice for that product. When the shipment is generated, the tracking number automatically gets assigned to that order and a link **“Track this Shipment”** appears on the order page from where the admin and customer can both track the order.


Shipping and Tracking Information

[Track this shipment](#)

Smsa Shipping - SMSA Shipping

Total Shipping Charges: **\$5.00**

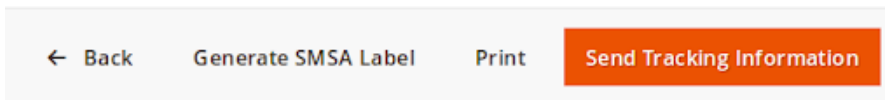
Create Shipping Label...

Carrier	Title	Number	Action
Smsa Shipping	Smsa Shipping	290093686848	

Custom Value

After the shipment has been generated, the admin can generate the SMSA shipping label by going to the **Manage Shipment** grid to shipment page.

After this in order to generate the SMSA Shipping Label, click on **Generate SMSA Label**.



Then you will get an **SMSA Shipping label pdf** as shown below.



SA RUH

Shipper : Riyadh 920009999

IT Test

DLV

Syed Amer
63529 Dabbab Street Hara

KSA

TO : Riyadh 0110123654

amy and 0110123654

18 street lane

Riyadh SA

Trk # 2900 9368 6848



12-Jun-20

Ref # 000000020

COD #

Wgt # 1.00 Kg PCs # 1

0

Carriage # 0 USD

Customs # 0 USD

Description : Radiant Tee |