

Quick Bulk Order - Admin Guide

by CedCommerce Technical Publications

1. Overview	3
2. Configuration Settings	3
3. Create a Quick Bulk Order Product	4
4. Front-end View	5

1. Overview

Quick Bulk Order Addon developed by CedCommerce for Magento® 2.x allows front-end users to purchase a single or multiple products directly from the product listing page, by adding all of them to their shopping cart. Also, at the same time, they can define the respective number of quantities they wanted to buy.

It means, rather than adding products one-by-one to their shopping cart, they can add all the required products with their respective quantities at the same time. Buyer can even search and add a product using its SKU or product name.

If you want to convert your Magento 2 store into B2B Marketplace like TradeIndia, Aliexpress, Indiamart, and many more. We also provide Solution for that [B2B ADVANCED PACKAGE \[M2\]](#)

Note: No additional discounts are available on large number of orders of a single product or on large number of orders of many individual product.

*The **key features** of the Quick Bulk Order Extension are as follows:*

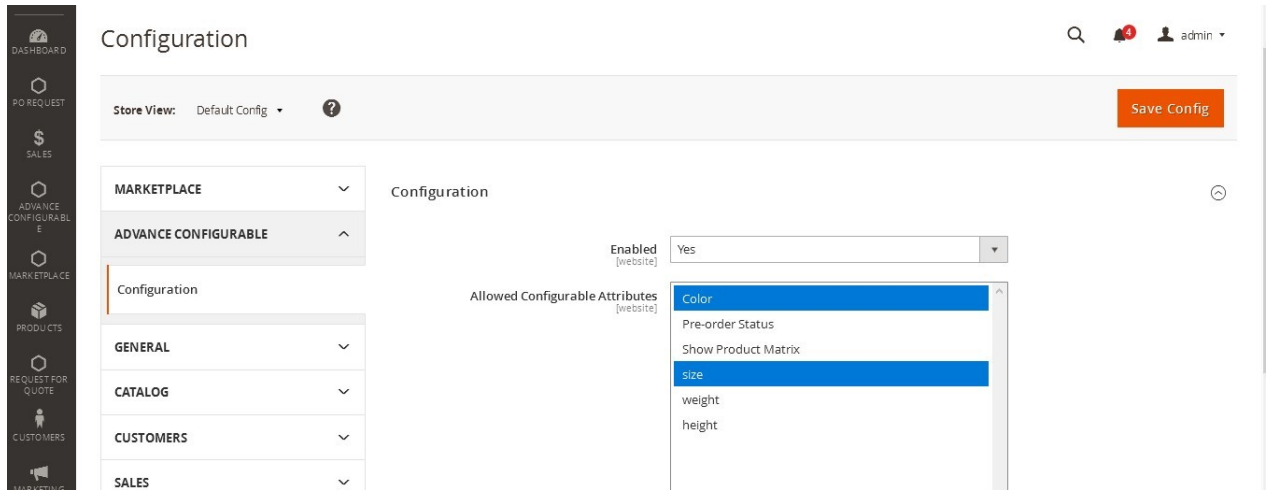
- Provides easy means to purchase products in bulk.
- Front-end users do not have to browse from one page to another for purchasing different products. It means, on a single view, users can select and purchase all the selected products after entering the respective number of quantities.
- Allow customers to search for products by **Product Names** or **Product SKUs**.
- Feature to add product in bulk via **csv** for customers.

2. Configuration Settings

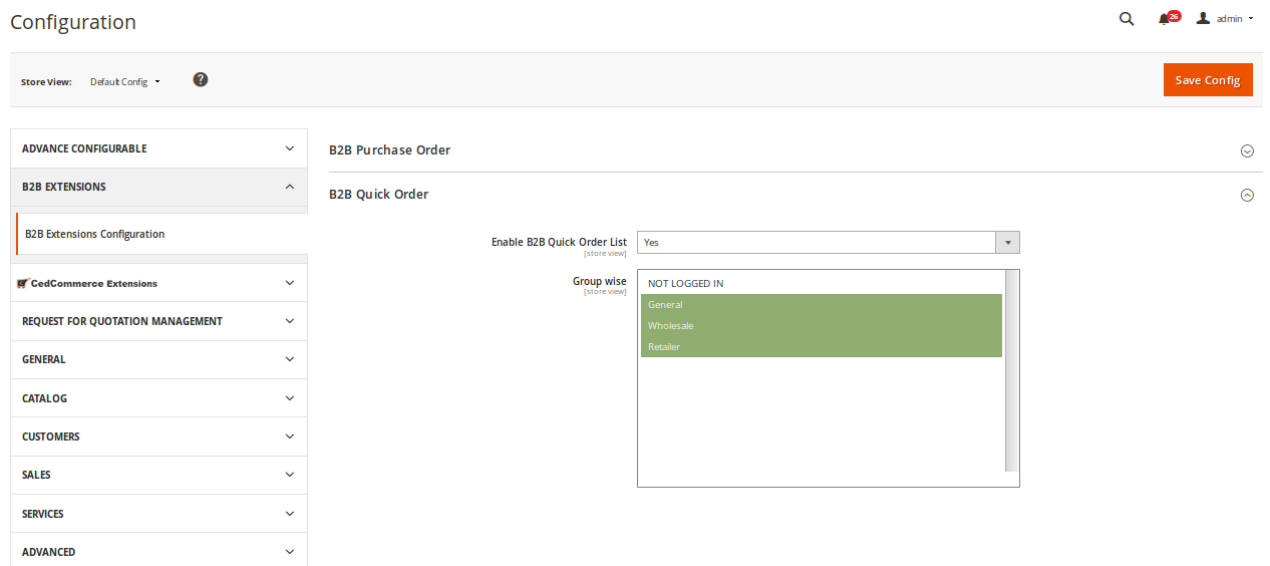
The Admin has rights to enable or disable the features of the add-on by defining the configuration settings.

To set up the configuration settings

1. Go to the **Admin** panel.
2. On the left navigation bar, click the **Stores** menu, and then click **Configuration**.
The **Configuration** page appears as shown in the following figure:



- In the left navigation panel, click the **B2B EXTENSIONS** menu, and then click **B2B Extensions Configuration**.
The **Configuration** page appears as shown in the following figure:



- In the right panel, under **B2B Quick Order**, in the **Enable B2B Quick Order List**, select
- You can enable the Quick order Feature Group wise, based on the assigned group of customer i.e. (**Not Logged in / General / Wholesale**)
- Click the **Save Config** button.

3. Create a Quick Bulk Order Product

Admin can create a quick bulk order product and make it available to the front-end users so that they can buy single or multiple product in bulk by adding all of them at the same time to the shopping cart.

To create a quick bulk order product

- On the left navigation bar, click the **PRODUCTS** menu, and then click **Catalog**.

The Catalog page appears as shown in the following figure:

2. Click the arrow next to the **Add Product** button, and then click the required type of product from the menu.

The **New Product** page appears as shown in the following figure:

3. Enter the values in the required fields.

4. In the **Stock Status** list, select **In Stock**.

Tip : Make sure that the **Stock Status** value for all the products listed under **Current Variations** is set to **In Stock**. Otherwise, product does not appear in the front-end view.

5. In the **Categories** list, click the drop-down icon and then do the following steps:

- a. Select the **B2b Quick Order** check box.

- b. Click the **Done** button.

6. Click the **Save** button.

4. Front-end View

On enabling the Quick Bulk Order add-on from the Admin panel and creating the products in Quick Bulk Order, the front-end view of all the created products appears as shown in the following figure:

If the Admin has not enabled for customer type : **NOT LOGGED IN**, then Bulk order option will not show till the customer has not logged into account, else he can.






FOR “NOT LOGGED IN” CUSTOMER : GROUP WISE NOT SELECTED



FOR “NOT LOGGED IN” CUSTOMER : GROUP WISE SELECTED

CUSTOMER MAKING THE ORDER IN BULK

Quick Order

Search By Name/Sku	SKU	Qty	Price	Action
<input type="text"/>		<input type="text"/>		
<input type="text"/>		<input type="text"/>		 

[+ Add Item](#) [Add all to Cart](#)

[Upload csv](#) [Download Sample Csv](#)